

SMART HOME MIT OPEN SOURCE

EIN ÜBERBLICK UND EINBLICK



INHALT

- Übersicht
- Meine Anforderung
- WAF
- Bedienung

ÜBERSICHT

Ein Zuhause ist dann smart, wenn ich für die Bedingung kein Handy benötige.

AUSWAHL VON SYSTEMEN

- OpenHAB
- IO-Broker
- Home Assistant

GEMEINSAM

- Diverse Integrationen um verschiedene Hersteller zu verbinden
- Plattform Linux
- Unterbau
 - Raspberry Pi (ab 4)
 - Docker (teilweise mit Einschränkungen)
 - VM (z.B. Proxmox)
 - Synologie
- Große Internationale Community und viele Anleitungen auf diversen Plattformen
- Erweiterungen von Drittanbietern

ÜBERSICHT

	OpenHAB	IO-Broker	Home Assistant
Programmierung	Java, DSL, Blockly	Blockly	UI, Yaml
Integrationen	Bindings	Adapter	Add Ons / Hacs
Heimat	Deutschland	Deutschland	Schweiz /USA?
Cloud nie zwingend	Eigene Cloud Lösung in Deutschland	Eigene Cloud Lösung in Deutschland	Eigene Cloud Lösung in der Schweiz
Kosten	Keine (Spenden)	Kommerzielle Lizenzen	Keine Cloud 75 € pro Jahr Hardware kann vorinstalliert erworben werden

MEINE ANFORDERUNG

- Unterschiedliche Geräte und Protokolle miteinander verbinden
- Einbindung von Telegram, Signal
- Einbindung von Sprachassistenten
- Zuverlässiges ausfallsicheres System

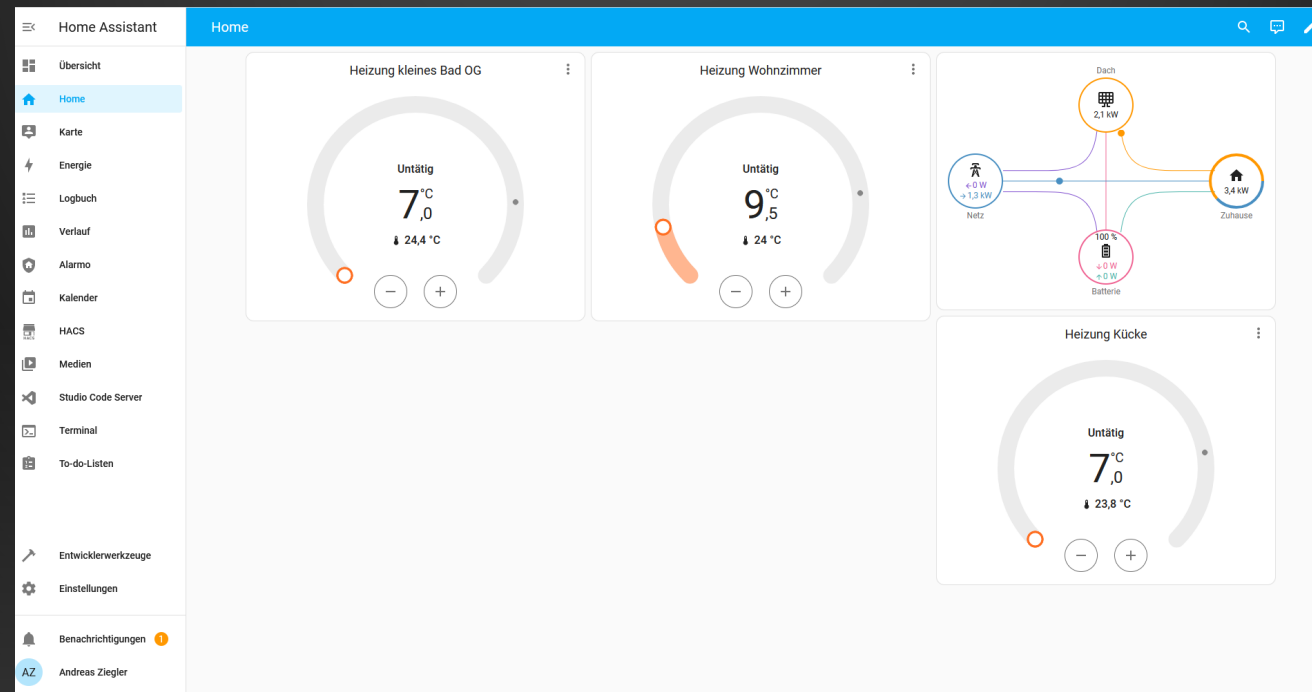
WAF

- Kein Handy
- Ausfallsicher
- Haushaltshelfer (Müllkalender, Soloranlage)

BEDIENUNG

- Home Assistent
 - Sichtbarkeit je nach User eingeschränkt
 - Eigene App (Resposiv)
- OpenHAB
 - Verschiedene Dashboards, Karten usw.
- IO-Broker
 - VIS mit IO-Broker erstellbar

TAKE A LOOK HOME ASSISTENT

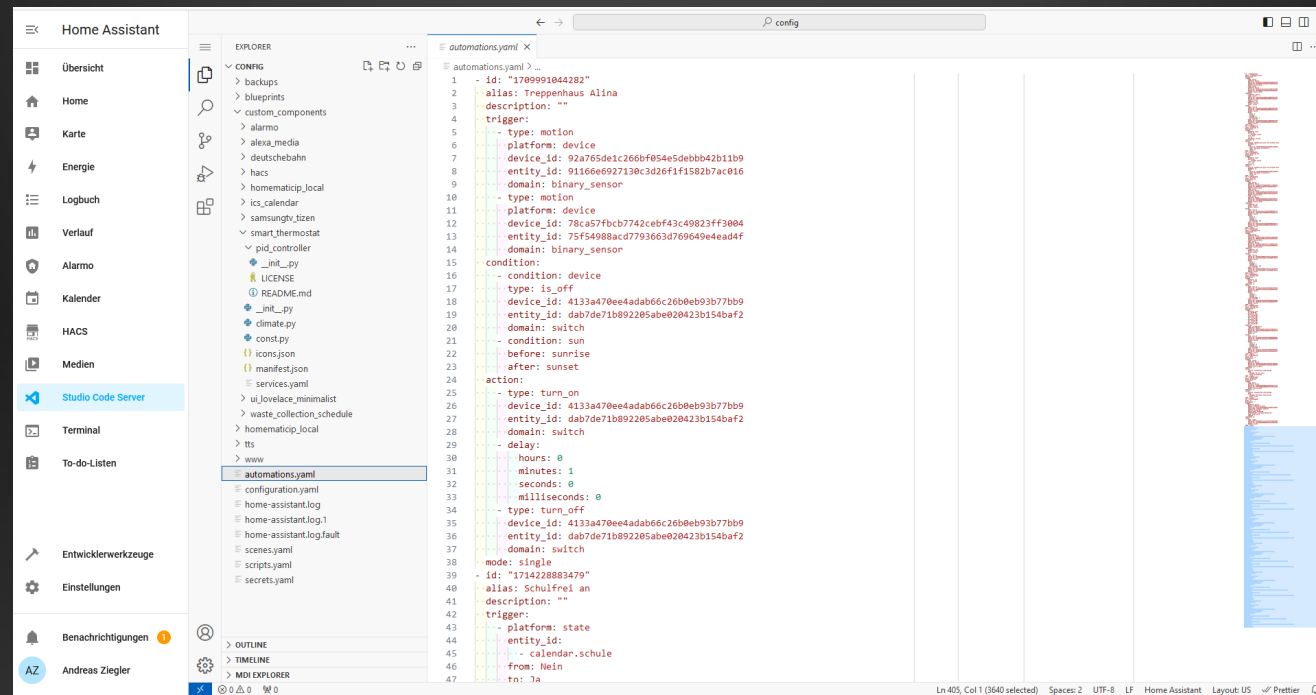


TAKE A LOOK HOME ASSISTENT

The screenshot displays the Home Assistant Community Store interface. On the left is a navigation sidebar with categories like 'Übersicht', 'Home', 'Karte', 'Energie', 'Logbuch', 'Verlauf', 'Alarmo', 'Kalender', 'HACS', 'Medien', 'Studio Code Server', 'Terminal', 'To-do-Listen', 'Entwicklerwerkzeuge', 'Einstellungen', 'Benachrichtigungen', and 'Andreas Ziegler'. The main area is titled 'Home Assistant Community Store' and features a search bar, filter options, and a table of components.

Repository-Name	Downloads	Sterne	Aktivität	Typ
Heruntergeladen				
HACS HACS gives you a powerful UI to handle downloads of all your custom needs.	77140	5108	vor 3 Tagen	Integration
Mushroom Build a beautiful Home Assistant dashboard easily	42824	3460	vor 4 Tagen	Dashboard
UI Lovelace Minimalist UI-Lovelace-Minimalist is a "theme" for HomeAssistant	33596	1604	vor 2 Wochen	Integration
Alexa Media Player This is a custom component to allow control of Amazon Alexa devices in Home Assistant using the unofficial Alexa API.	10850	1421	gestern	Integration
Alarmo Easy to use alarm system integration for Home Assistant	35610	1293	letzten Monat	Integration
Waste Collection Schedule Home Assistant integration framework for (garbage collection) schedules	-	949	vor 4 Stunden	Integration
Battery State Card / Entity Row Battery state card for Home Assistant	41635	843	vor 4 Monaten	Dashboard
Power Flow Card Plus A power distribution card inspired by the official Energy Distribution card for Home Assistant	50119	532	letzten Monat	Dashboard
Homematic(IP) Local Custom Home Assistant Component for HomeMatic	-	359	vor 4 Tagen	Integration
Kiosk Mode Hides the Home Assistant header and/or sidebar	18402	347	vor 3 Stunden	Dashboard
Smart thermostat (PID) Smart Thermostat with PID controller for HomeAssistant	-	344	letzte Woche	Integration
SamsungTV Tizen HomeAssistant - For Samsung TVs 2016+. Includes SmartThings API and Channel List Support	-	284	vor 2 Jahren	Integration
Tesla style solar power card Home assistant power card mimicking the one tesla provides for the powerwall app.	-	218	vor 2 Monaten	Dashboard
Logbook Card Logbook card for Home Assistant UI Lovelace	6804	192	vor 2 Wochen	Dashboard
ICS Calendar (iCalendar) Provides an ICS (calendar) platform for the Home Assistant calendar	-	137	vor 2 Monaten	Integration

TAKE A LOOK HOME ASSISTENT



TAKE A LOOK OPENHAB

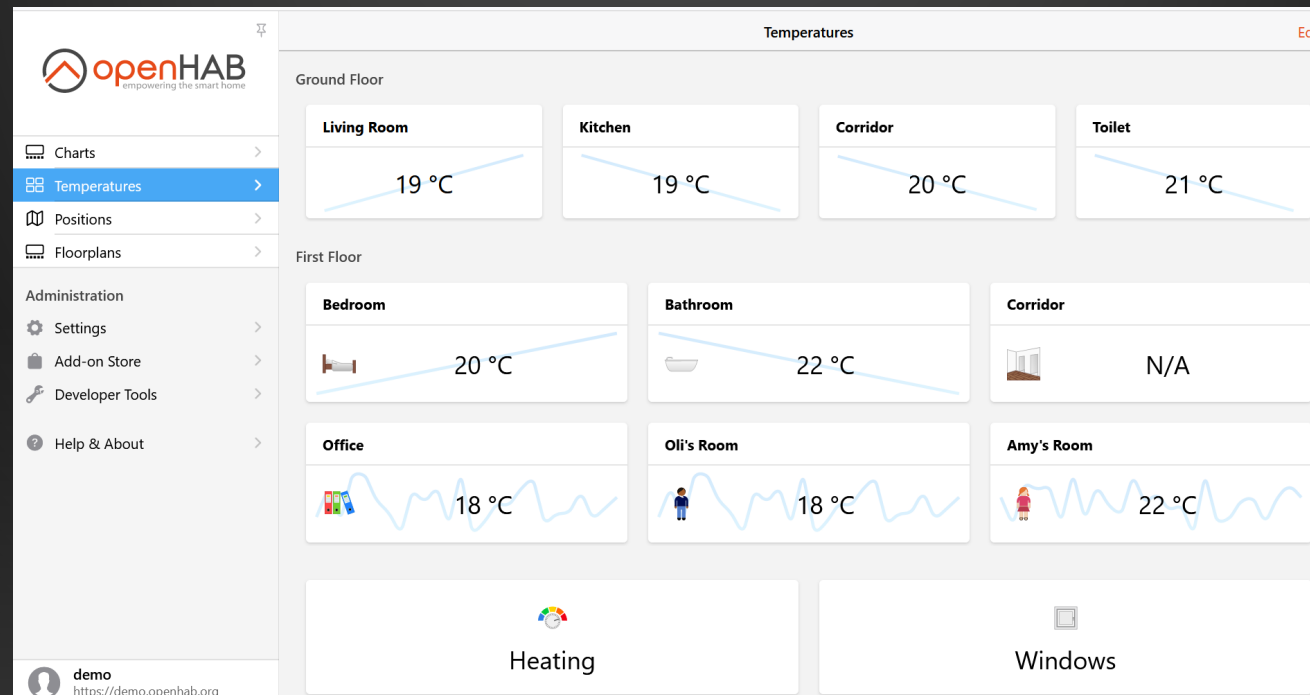
The screenshot displays the openHAB Overview dashboard. At the top left is the openHAB logo with the tagline "empowering the smart home". To the right of the logo, the date "SUNDAY, 25 AUGUST" and the title "Overview" are shown. A navigation sidebar on the left includes sections for "Charts", "Temperatures", "Positions", "Floorplans", "Administration" (with sub-items: Settings, Developer Tools, Help & About), and "demo" with the URL "https://demo.openhab.org".

The main content area is titled "Presence & Alarm" and features two large buttons: a green "Home" button and a red "Away" button. Below this is the "General Scenes" section, which contains six scene activation buttons arranged in a 2x3 grid:

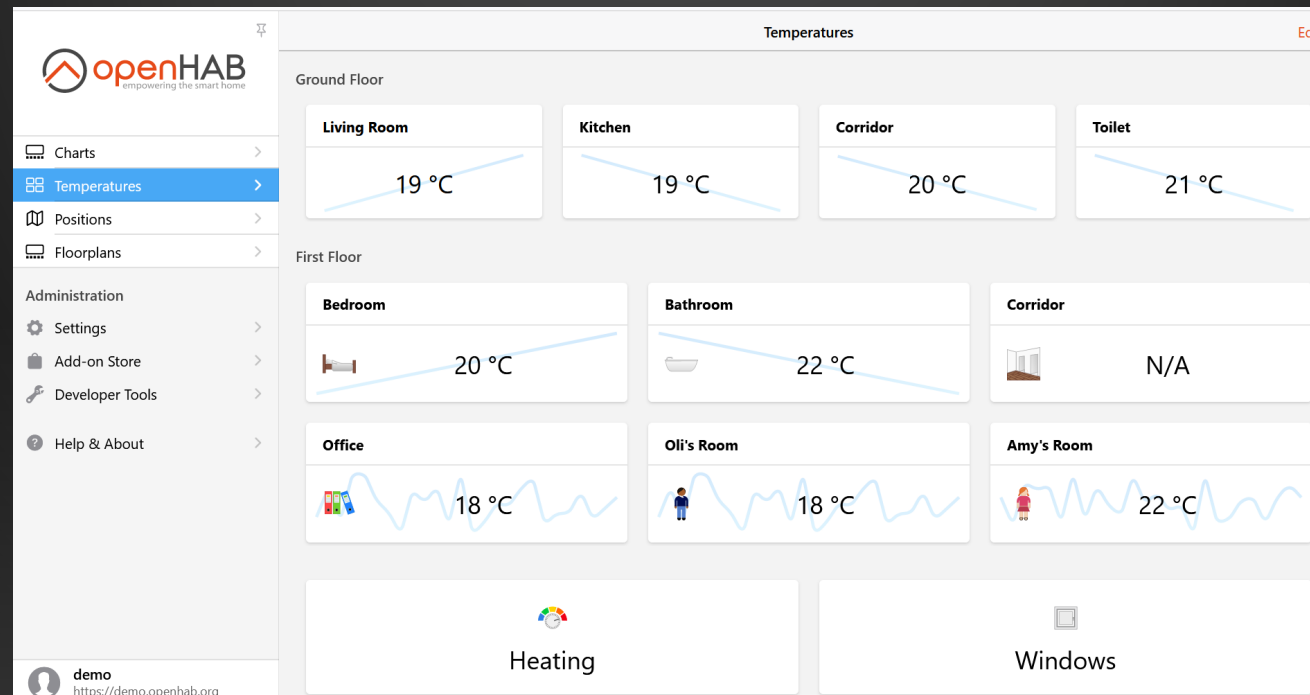
- Morning (Yellow button)
- Reading (Light Green button, labeled "Active")
- TV (Orange button)
- Dinner (Pink button)
- Evening (Blue button)
- Night (Purple button)

At the bottom, the "Other Pages" section shows four icons: Overview (home icon), Locations (location pin icon), Equipment (gear icon), and Properties (lightning bolt icon). The footer of the dashboard includes the text "demo" and "https://demo.openhab.org enhab.org".

TAKE A LOOK OPENHAB



TAKE A LOOK OPENHAB



TAKE A LOOK OPENHAB

The screenshot displays the openHAB web interface. On the left is a navigation menu with the following items: Charts, Temperatures, Positions, Floorplans (highlighted), Administration, Settings, Add-on Store, Developer Tools, and Help & About. The main area shows a 3D perspective view of a house's ground floor. Several temperature sensors are placed throughout the room, with their current readings displayed in white boxes: 21 °C in the kitchen area, 19 °C in the dining area, 19 °C in the living area, and 20 °C near the stairs. The interface includes a zoom control (+/-) on the left and an 'Edit' button in the top right corner. At the bottom, there is a 'demo' profile with the URL <https://demo.openhab.org>, and navigation buttons for 'Ground Floor' and 'First Floor'. A 'Leaflet' logo is visible in the bottom right corner of the map area.

TAKE A LOOK OPENHAB

openHAB
empowering the smart home

[Charts](#) >
[Temperatures](#) >
[Positions](#) >
[Floorplans](#) >

Administration

- Settings** >
- Things
- Model
- Items
- Pages
- Rules
- Scenes
- Scripts
- Schedule

demo
<https://demo.openhab.org>

[Back](#)

Settings

Configuration

- Things** Manage the physical layer 2 >
- Model** The semantic model of your home >
- Items** Manage the functional layer 118 >
- Pages** Design displays for user interaction 13 >
- Transformations** Make raw data human-readable 2 >
- Persistence** How to keep data for future use >

Automation

- Rules** Automate with triggers and actions 12 >
- Scenes** Store a set of desired states to recall 0 >
- Scripts** Rules dedicated to running code HEALTH ISSUES (1) >
- Schedule** >

System Settings

- Audio >
- Diagramme >
- Ephemeris >
- Netzwerk >
- Regelbasierter Sprachinterpretier >
- Regionale Einstellungen >
- Sprache >
- Unit Settings >

[Show All](#)

Add-on Settings

- Basic UI >
- JavaScript Scripting >
- openHAB Cloud Connector >
- Persistence >